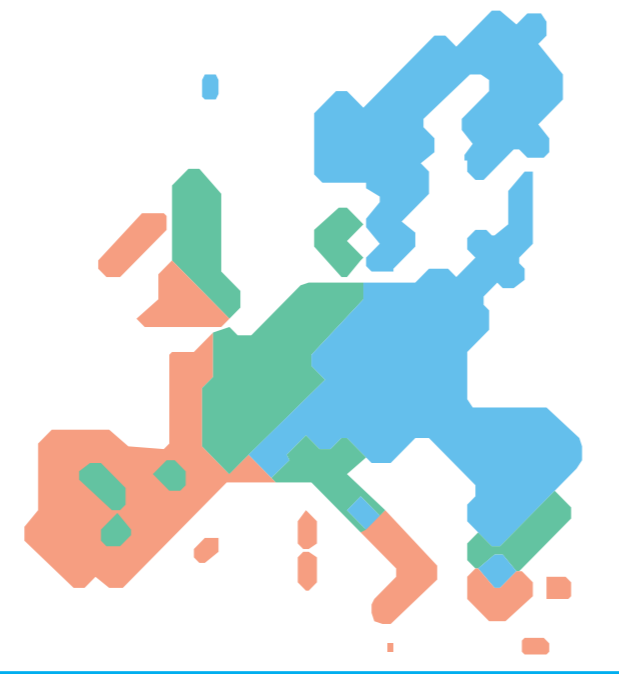
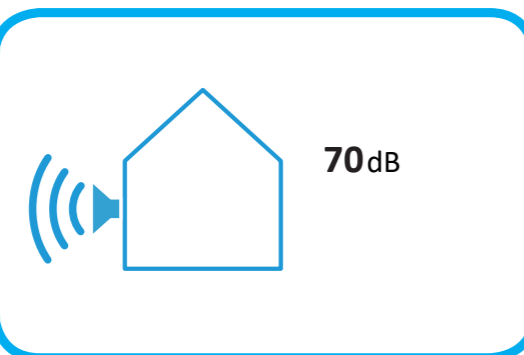
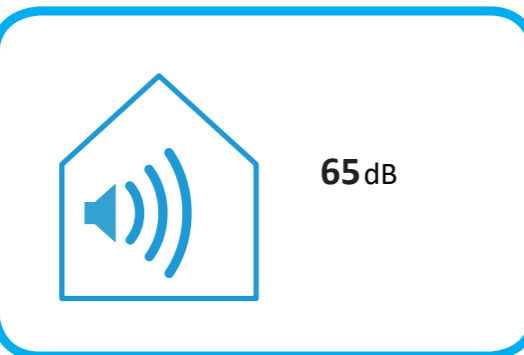
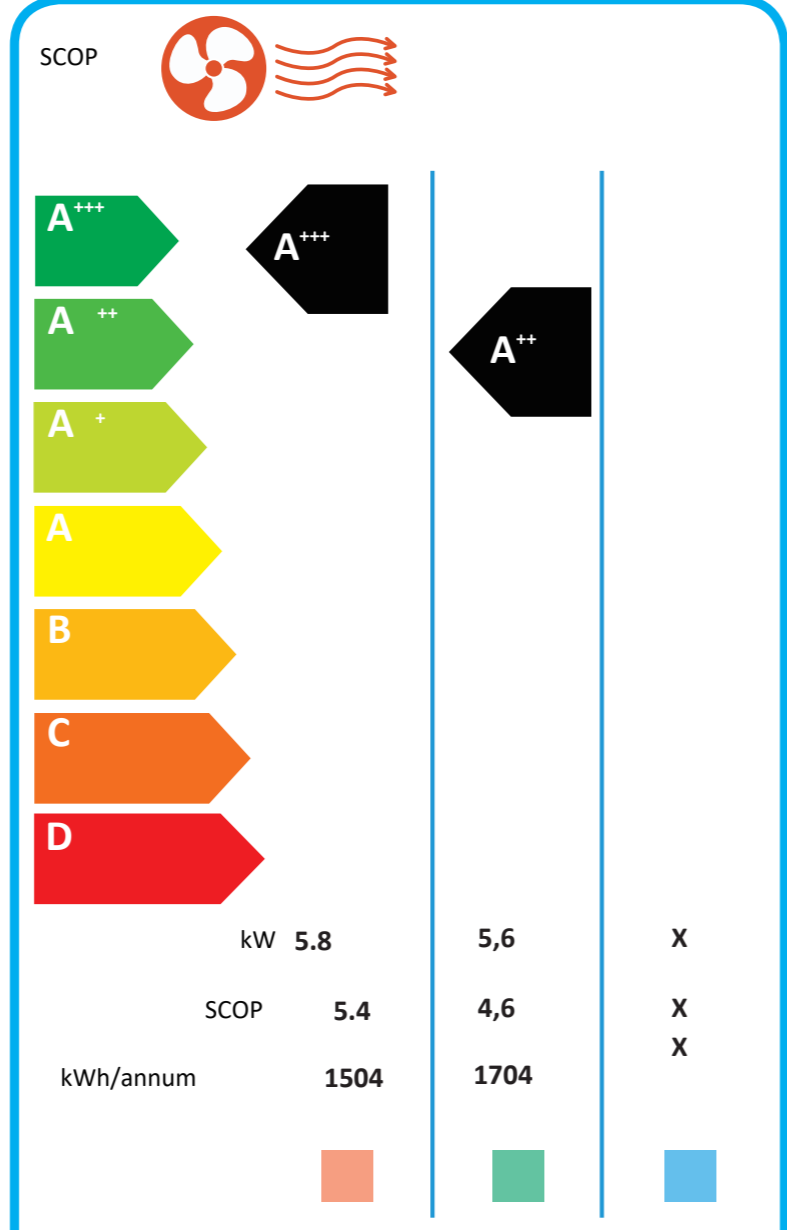
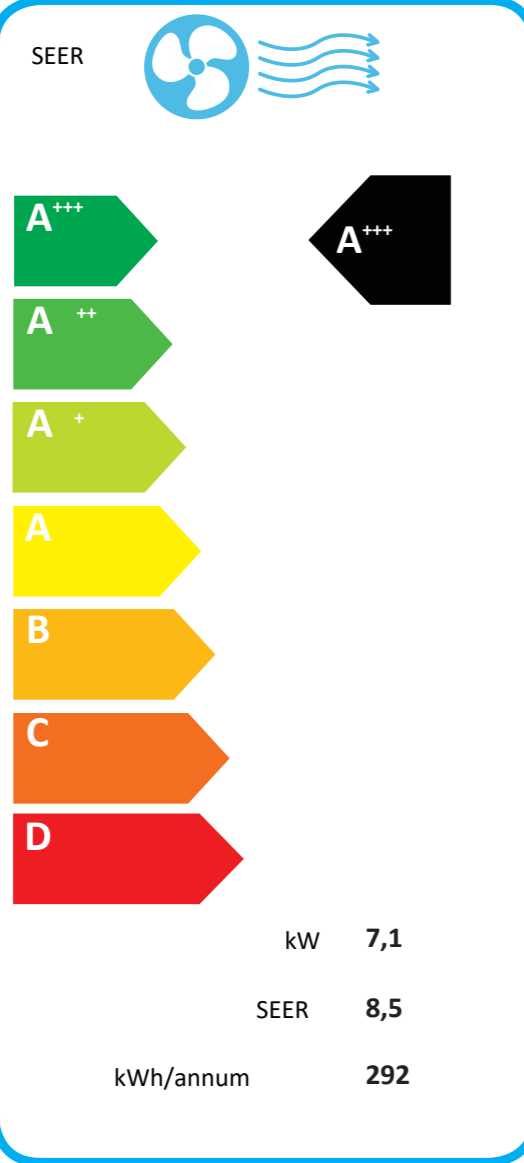




ENERG Y IJA
енергия · ενεργεια IE IA

Haier

AS71PEPFRA-PRE/1U71WEPFRA-PRE



ENERGIA · ЕНЕРГИЯ · ΕΝΕΡΓΕΙΑ · ENERGIJA · ENERGY · ENERGIE · ENERGI

626/2011

Haier

General information											
Supplier		Haier Air conditioning									
Outdoor unit		1U42S2SM1FA	1U42S2SM1FA	1U25YEGFRA-1	1U35YEGFRA-1	1U50MEGFRA	1U20YEEFRA	1U25YEEFRA	1U35MEEFRA	1U50MEGFRA	1U68REEFRA
Indoor unit		AS42S2SF1FA-MB3	AS42S2SF2FA-3	AS25PBAHRA	AS35PBAHRA	AS50PAHRA	AS20TADHRA-2	AS25TADHRA-2	AS35TADHRA-2	AS50TDDHRA-CLC	AS68TEDHRA-CLC
Sound power	Outdoor unit	dB	63	63	62	63	65	58	62	63	65
	Indoor unit	dB	58	58	54	56	57	52	53	55	60
Refrigerant	Type		R32	R32	R32	R32	R32	R32	R32	R32	R32
	GWP	kgCO ₂ eq	675	675	675	675	675	675	675	675	675
	Refrigerant leakage contributes to climate change. Refrigerant with lower global warming potential (GWP) would contribute less to global warming than a refrigerant with higher GWP, if leaked to the atmosphere. This appliance contains a refrigerant fluid with a GWP equal to 675. This means that if 1 kg of this refrigerant fluid would be leaked to the atmosphere, the impact on global warming would be 675 times higher than 1 kg of CO ₂ , over a period of 100 years. Never try to interfere with the refrigerant circuit yourself or disassemble the product yourself and always ask a professional.										
Cooling mode											
cooling performance	SEER		7.0	7.0	6.1	6.1	6.1	6.8	6.2	6.4	6.1
	Energy class		A++	A++	A++	A++	A++	A++	A++	A++	A++
	Qce	kWh/year	210	210	149	184	287	106	147	197	287
	Energy consumption is based on standard test results. Actual energy consumption will depend on how the appliance is used and where it is located.										
	Pdesignc	kW	4.2	4.2	2.6	3.2	5.0	2.0	2.6	3.6	5.0
Heating mode: Average climate											
Heating performance	Pdesignh temperature	°C	-10	-10	-10	-10	-10	-10	-10	-10	-10
	SCOP		4.0	4.0	4.0	4.0	4.0	4.1	4.1	4.0	4.0
	Energy class		A+	A+	A+	A+	A+	A+	A+	A+	A+
	Qhe	kWh/year	1260	1260	840	980	1610	649	819	1092	1610
	Energy consumption is based on standard test results. Actual energy consumption will depend on how the appliance is used and where it is located.										
	Pdesignh	kW	3.6	3.6	2.4	2.8	4.6	1.9	2.4	3.2	4.6
	Back-up heating capacity	kW	0.6	0.6	0.48	0.6	0.6	0.2	0.4	0.6	0.6
Heating mode: Warm climate											
Heating performance	Pdesignh temperature	°C	2	2	2	2	2	2	2	2	2
	SCOP		5.1	5.1	5.1	5.1	5.1	5.1	5.1	5.1	5.1
	Energy class		A+++	A+++	A+++	A+++	A+++	A+++	A+++	A+++	A+++
	Qhe	kWh/year	988	988	549	741	1125	522	549	769	1125
	Energy consumption is based on standard test results. Actual energy consumption will depend on how the appliance is used and where it is located.										
	Pdesignh	kW	3.6	3.6	2.0	2.7	4.1	1.9	2.0	2.8	4.1
	Back-up heating capacity	kW	0	0	0	0	0	0	0	0	0
Heating mode: Cold climate											
Heating performance	Pdesignh temperature	°C	-	-	-	-	-	-	-	-	-
	SCOP		-	-	-	-	-	-	-	-	-
	Energy class		-	-	-	-	-	-	-	-	-
	Qhe	kWh/year	-	-	-	-	-	-	-	-	-
	Energy consumption is based on standard test results. Actual energy consumption will depend on how the appliance is used and where it is located.										
	Pdesignh	kW	-	-	-	-	-	-	-	-	-
	Back-up heating capacity	kW	-	-	-	-	-	-	-	-	-

General information											
Supplier		Haier Air conditioning									
Outdoor unit		1U25YEFFRA-C	1U35YEFFRA-C	1U35YEFFRA-C	1U50MEMFRA-C	1U68RENFRA-C	1U25YEMFRA	1U35YEMFRA	1U50MEMFRA	1U50MEEFRA	1U50MEGFRA-H
Indoor unit		AS25TAMHRA-C	AS35TAMHRA-TC	AS35TAMHRA-C	AS50TDMHRA-C	AS68TEMHRA-C	AS25THMHRA	AS35TAMHRA	AS50TDMHRA	AS50TDMHRA-CL	AS50TDMHRA-CLC
Sound power	Outdoor unit	dB	62	63	63	65	65	62	62	65	65
	Indoor unit	dB	54	56	56	57	60	54	56	57	59
Refrigerant	Type		R32	R32	R32	R32	R32	R32	R32	R32	R32
	GWP	kgCO ₂ eq	675	675	675	675	675	675	675	675	675
	Refrigerant leakage contributes to climate change. Refrigerant with lower global warming potential (GWP) would contribute less to global warming than a refrigerant with higher GWP, if leaked to the atmosphere. This appliance contains a refrigerant fluid with a GWP equal to 675. This means that if 1 kg of this refrigerant fluid would be leaked to the atmosphere, the impact on global warming would be 675 times higher than 1 kg of CO ₂ , over a period of 100 years. Never try to interfere with the refrigerant circuit yourself or disassemble the product yourself and always ask a professional.										
Cooling mode											
cooling performance	SEER		6.1	6.1	6.1	6.1	7.1	6.1	6.1	6.1	6.1
	Energy class		A++	A++	A++	A++	A++	A++	A++	A++	A++
	Qce	kWh/year	149	184	184	287	350	149	201	287	287
	Energy consumption is based on standard test results. Actual energy consumption will depend on how the appliance is used and where it is located.										
	Pdesignc	kW	2.6	3.2	3.2	5.0	7.0	2.6	3.5	5.0	5
Heating mode: Average climate											
Heating performance	Pdesignh temperature	°C	-10	-10	-10	-10	-10	-10	-10	-10	-10
	SCOP		4.0	4.0	4.0	4.0	4.0	4.0	4.0	4.0	4.0
	Energy class		A+	A+	A+	A+	A+	A+	A+	A+	A+
	Qhe	kWh/year	840	980	980	1610	1963	735	980	1610	1610
	Energy consumption is based on standard test results. Actual energy consumption will depend on how the appliance is used and where it is located.										
	Pdesignh	kW	2.4	2.8	2.8	4.6	5.6	2.1	2.8	4.6	4.6
	Back-up heating capacity	kW	0.34	0.3	0.3	0.6	0.8	0.44	0.6	0.6	0.6
Heating mode: Warm climate											
Heating performance	Pdesignh temperature	°C	2	2	2	2	2	2	2	2	2
	SCOP		5.1	5.1	5.1	5.1	5.1	5.1	5.1	5.1	5.1
	Energy class		A+++	A+++	A+++	A+++	A+++	A+++	A+++	A+++	A+++
	Qhe	kWh/year	549	741	741	1125	1537	549	741	1263	1263
	Energy consumption is based on standard test results. Actual energy consumption will depend on how the appliance is used and where it is located.										
	Pdesignh	kW	2.0	2.7	2.7	4.1	5.6	2.0	2.7	4.6	4.6
	Back-up heating capacity	kW	0	0	0	0	0	0	0	0	0
Heating mode: Cold climate											
Heating performance	Pdesignh temperature	°C	-	-	-	-	-	-	-	-	-
	SCOP		-	-	-	-	-	-	-	-	-
	Energy class		-	-	-	-	-	-	-	-	-
	Qhe	kWh/year	-	-	-	-	-	-	-	-	-
	Energy consumption is based on standard test results. Actual energy consumption will depend on how the appliance is used and where it is located.										
	Pdesignh	kW	-	-	-	-	-	-	-	-	-
	Back-up heating capacity	kW	-	-	-	-	-	-	-	-	-

此框内由厂家印说明书专用号一维码 (厂家生成) , 宽 51*高 12mm。此绿框仅用于定位, 实际印刷时删掉。

0010596422

General information													
Supplier		Haier Air conditioning											
Outdoor unit		1U50MEGFRA-H	1U35MEEFRA-NR	1U35S2SM1FA	1U50S2S2FA	1U68REMFRFA	1U25S2SQ1FA-NR	1U35S2SQ1FA-NR	1U50S2SQ1FA-NR	1U50KEPFRA-PRE	1U71WEPFRA-PRE		
Indoor unit		AS50TDDHRA-CLC	AS35TADHRA-2	AS35S2SF1FA-CW	AS50S2SF1FA-CW	AS68TEDHRA-CLC	AS25S2SN1FA-NRC	AS35S2SN1FA-NRC	AS50S2SN1FA-NRC	AS50PDPHRA-PRE	AS71PEPHRA-PRE		
Sound power	Outdoor unit	dB	65	63	61	63	65	59	61	65	60	65	
	Indoor unit	dB	57	55	55	57	60	54	56	57	65	70	
Refrigerant	Type		R32	R32	R32	R32	R32	R32	R32	R32	R32	R32	
	GWP	kgCO _{2eq}	675	675	675	675	675	675	675	675	675	675	
	Refrigerant leakage contributes to climate change. Refrigerant with lower global warming potential (GWP) would contribute less to global warming than a refrigerant with higher GWP, if leaked to the atmosphere. This appliance contains a refrigerant fluid with a GWP equal to 675. This means that if 1 kg of this refrigerant fluid would be leaked to the atmosphere, the impact on global warming would be 675 times higher than 1 kg of CO ₂ , over a period of 100 years. Never try to interfere with the refrigerant circuit yourself or disassemble the product yourself and always ask a professional.												
Cooling mode													
cooling performance	SEER		6.1	6.4	8.5	7.2	7.1	8.5	7.8	7.4	8.5	8.5	
	Energy class		A++	A++	A+++	A++	A++	A+++	A++	A++	A+++	A+++	
	Qce	kWh/year	287	197	144	253	350	107	157	246	218	292	
	Energy consumption is based on standard test results. Actual energy consumption will depend on how the appliance is used and where it is located.												
	Pdesignc	kW		5.0	3.6	3.5	5.2	7				5.3	7.1
Heating mode: Average climate													
Heating performance	Pdesignh temperature	°C	-10	-10	-10	-10	-10	-10	-10	-10	-10	-10	
	SCOP		4.0	4.1	4.6	4.6	4	4.6	4.6	4.6	4.6	4.6	
	Energy class		A+	A+	A++	A++	A+	A++	A++	A++	A++	A++	
	Qhe	kWh/year	1610	1092	854	1401	1963	1095	1217	1582	1400	1704	
	Energy consumption is based on standard test results. Actual energy consumption will depend on how the appliance is used and where it is located.												
	Pdesignh	kW		4.6	3.2	2.8	4.6	5.6	3.6	4.0	5.2	4.6	5.6
	Back-up heating capacity	kW		0.6	0.6	0.4	0.8	0.8	0.6	0.7	0.8	0.9	0.9
Heating mode: Warm climate													
Heating performance	Pdesignh temperature	°C	2	2	2	2	2	-	-	-	2	2	
	SCOP		5.1	5.1	5.5	5.6	5.3	-	-	-	5.4	5.4	
	Energy class		A+++	A+++	A+++	A+++	A+++	-	-	-	A+++	A+++	
	Qhe	kWh/year	1125	769	756	1190	872	-	-	-	1374	1504	
	Energy consumption is based on standard test results. Actual energy consumption will depend on how the appliance is used and where it is located.												
	Pdesignh	kW		4.1	2.8	3	4.8	3.3	-	-	-	5.3	5.8
	Back-up heating capacity	kW		0	0	0	0	0	-	-	-	0	0
Heating mode: Cold climate													
Heating performance	Pdesignh temperature	°C	-	-	-	-	-	-22	-22	-22	-	-	
	SCOP		-	-	-	-	-	3.76	3.77	3.72	-	-	
	Energy class		-	-	-	-	-	A	A	A	-	-	
	Qhe	kWh/year	-	-	-	-	-	2011	2228	2935	-	-	
	Energy consumption is based on standard test results. Actual energy consumption will depend on how the appliance is used and where it is located.												
	Pdesignh	kW		-	-	-	-	-	3.6	4	5.2	-	-
	Back-up heating capacity	kW		-	-	-	-	-	3.6	4	5.2	-	-

General information												
Supplier		Haier Air conditioning										
Outdoor unit		1U50KEPFRA-H	1U71WEPFRA-H									
Indoor unit		AS50PDPHRA-PRE	AS71PEPHRA-PRE									
Sound power	Outdoor unit	dB	60	65								
	Indoor unit	dB	65	70								
Refrigerant	Type		R32	R32								
	GWP	kgCO _{2eq}	675	675								
	Refrigerant leakage contributes to climate change. Refrigerant with lower global warming potential (GWP) would contribute less to global warming than a refrigerant with higher GWP, if leaked to the atmosphere. This appliance contains a refrigerant fluid with a GWP equal to 675. This means that if 1 kg of this refrigerant fluid would be leaked to the atmosphere, the impact on global warming would be 675 times higher than 1 kg of CO ₂ , over a period of 100 years. Never try to interfere with the refrigerant circuit yourself or disassemble the product yourself and always ask a professional.											
Cooling mode												
cooling performance	SEER		8.5	8.5								
	Energy class		A+++	A+++								
	Qce	kWh/year	218	292								
	Energy consumption is based on standard test results. Actual energy consumption will depend on how the appliance is used and where it is located.											
	Pdesignc	kW		5.3	7.1							
Heating mode: Average climate												
Heating performance	Pdesignh temperature	°C	-10	-10								
	SCOP		4.6	4.6								
	Energy class		A++	A++								
	Qhe	kWh/year	1400	1704								
	Energy consumption is based on standard test results. Actual energy consumption will depend on how the appliance is used and where it is located.											
	Pdesignh	kW		4.6	5.6							
	Back-up heating capacity	kW		0.9	0.9							
Heating mode: Warm climate												
Heating performance	Pdesignh temperature	°C	2	2								
	SCOP		5.4	5.4								
	Energy class		A+++	A+++								
	Qhe	kWh/year	1374	1504								
	Energy consumption is based on standard test results. Actual energy consumption will depend on how the appliance is used and where it is located.											
	Pdesignh	kW		5.3	5.8							
	Back-up heating capacity	kW		0	0							
Heating mode: Cold climate												
Heating performance	Pdesignh temperature	°C	-	-	-	-	-	-	-	-	-	
	SCOP		-	-	-	-	-	-	-	-	-	
	Energy class		-	-	-	-	-	-	-	-	-	
	Qhe	kWh/year	-	-	-	-	-	-	-	-	-	
	Energy consumption is based on standard test results. Actual energy consumption will depend on how the appliance is used and where it is located.											
	Pdesignh	kW		-	-	-	-	-	-	-	-	-
	Back-up heating capacity	kW		-	-	-	-	-	-	-	-	-

此框内由厂家印说明书专用号一维码 (厂家生成) , 宽 51*高 12mm。此绿框仅用于定位, 实际印刷时删掉。

0010596422